

avanguard[®]

GSM - WIEGAND CONVERTER

Device simply reject calls but takes Your phone number whilst You're calling to it. After that, it converts phone number to WIEGAND standard.


- control of the device via a GSM network, industrial,
- process monitoring,
- employee parking lots and commercial,
- access control, CCTV systems, alarm systems.

The device can replace access control reader - it is equipped in:

- 2 digital inputs,
- 2 relay outputs (or OC),
- interface Wiegand.

The device requires a supply voltage of 12V output current of 2A (on account of the irregular high demand for the energy while searching and logging to the GSM network). It is fully configurable via SMS commands.

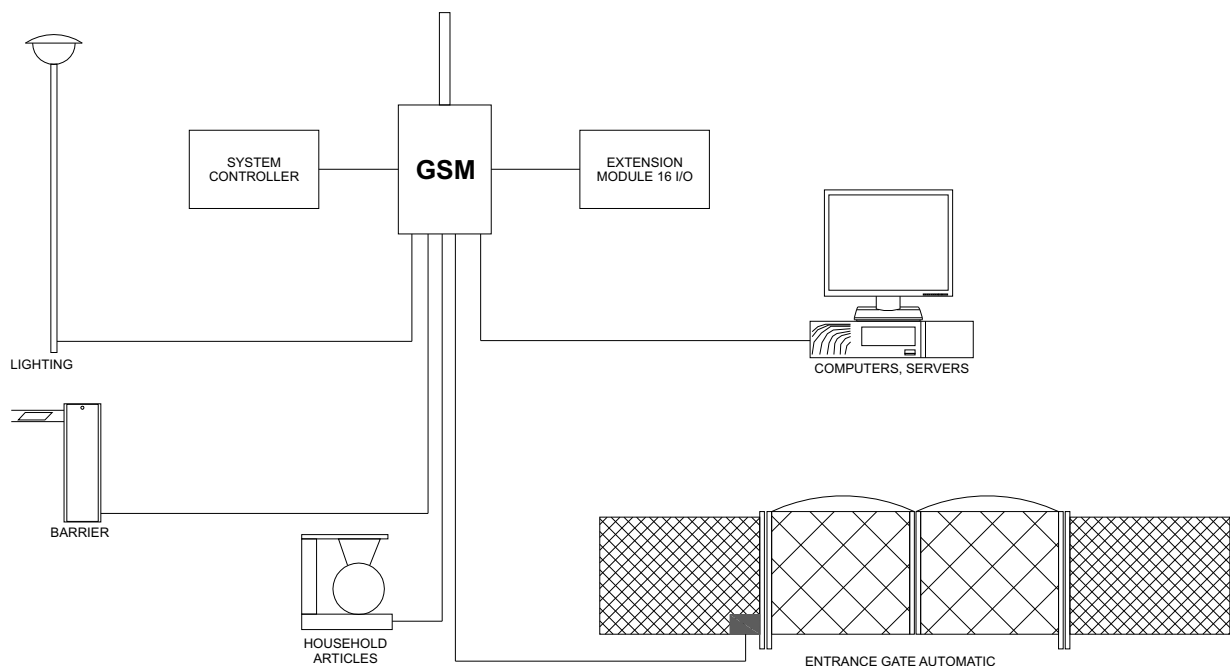
- the ability to remotely manage access to the areas covered by the access control system - especially where there is no infrastructure or where infrastructure is exposed to destruction and theft;
- no problems with the reach of the reader, as is using the classical reader (just choose a phone call about the authorized number);
- no additional cost of calls to the user and the owner - the device is throwing all connections away;
- relay outputs allow you to control additional devices, e.g.: lighting, IP camera, etc.;
- the digital inputs allow the device to verify the status of other elements, e.g.: vehicle is at the gate (by connecting the inductive loop), the gate was left open like;
- the ability to control the opening and closing of the door (the door, the light, IP camera, etc.) by sending a text message;
- no need to issue a card to colleagues - just temporarily authorize a specified phone number and immediately associate may use the entry;
- can be connected to 18 input and 18 output devices when using the expansion module;
- friendly Android app allows you to manage multiple readers GSM network easily



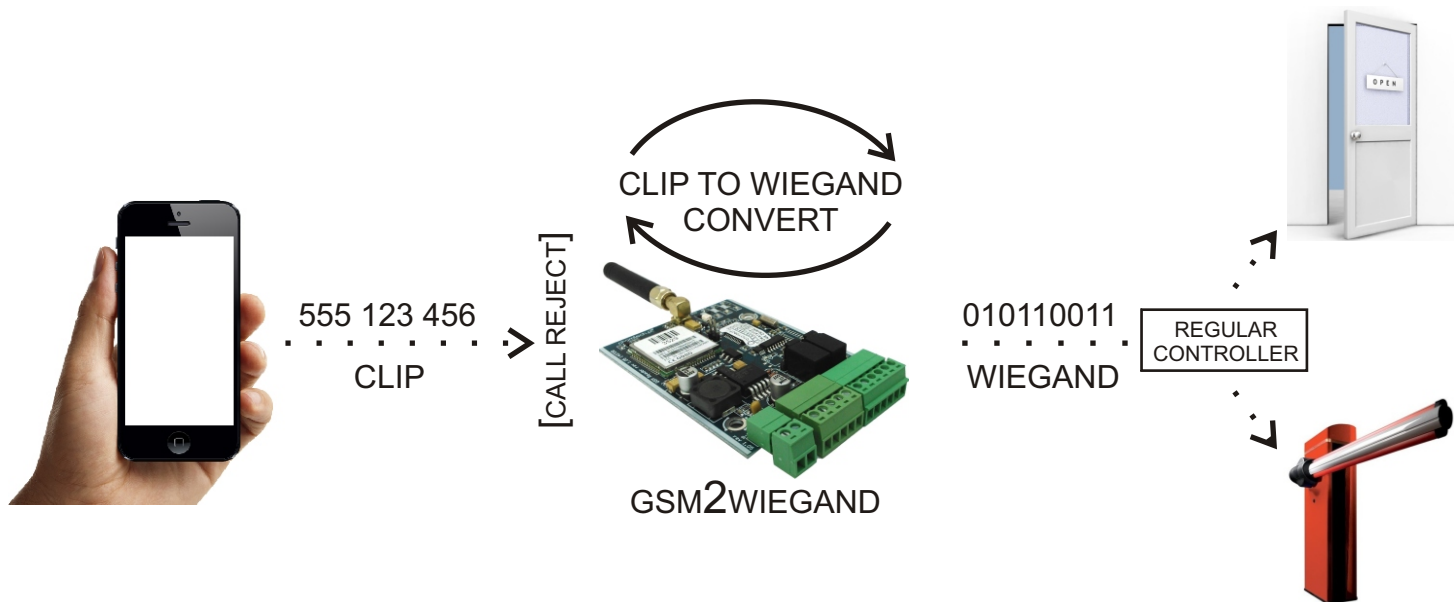
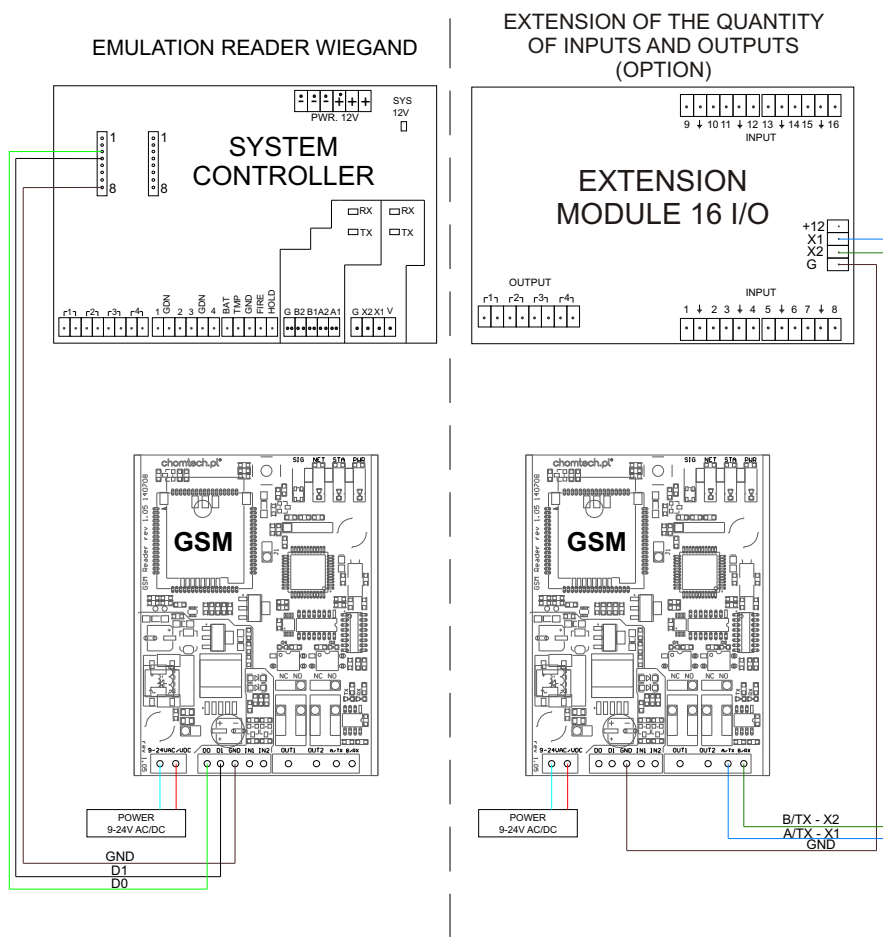
TECHNICAL SPECIFICATIONS

POWER SUPPLY	9-24V AC/DC
RATED POWER CONSUMPTION	1,5 W
SUPPORTED INTERFACE	WIEGAND or RS-485
GSM FREQUENCY	850/900/1800/1900 Mhz
OPERATING RANGE	limited by GSM network structure
IMPUTS	2 digital universal inputs
OUTPUTS	NO/NC - 2 outputs (2A/120V AC)
PWR LED	optical indication of supply voltage
STA LED	indicates proper operation
NET LED	GSM sygnaling status
SIG LED	indication of GSM signal quality
DIMENSIONS [mm]	80x60x12 (PCB) / 87x72x19 (with housing)
WEIGHT [g]	431 (PCB) / 533 (with housing)
OPERATING TEMPERATURE	-10°C - +55°C
STORAGE TEMPERATURE	-20°C - +70°C
HUMIDITY RELATIVE	under 80%
OPTIONS	AC adapter 12V DC, 500mA; connection cables - 1m; housing (material - aluminum)

EXAMPLES OF DEVICES CONNECTED TO THE GSM MODULE



EXAMPLE OF CONNECTION DIAGRAM



chomtech.pl sp. z o.o.
Plac Wolnica 13 lok. 10
31-060 Kraków
Polska
tel: +48 (12) 421-43-83
fax: +48 (12) 350-40-69
e-mail: biuro@chomtech.pl
www.chomtech.pl

rev.1.34_20170131

© 2017 chomtech.pl – all rights reserved